

Please address all correspondence
To Government Statistician
In reply, please quote the file reference



File Ref: CPI 06/10

GOVERNMENT OF SAMOA

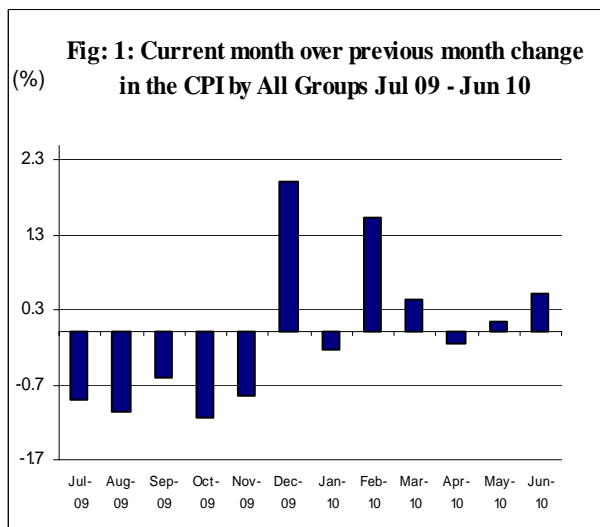
SAMOA BUREAU OF STATISTICS

CONSUMER PRICE INDEX - June 2010

(Based Period: Average Prices March 2004 = 100)

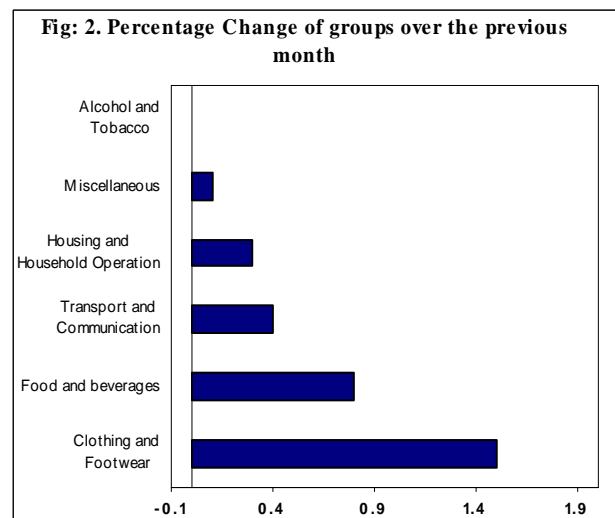
SUMMARY

The All Items Consumer Price Index for the month of June 2010 recorded an increase of 0.5 percent when compared to the previous month, and a decrease of 0.3 percent when compared to the same month of last year. Depicted in Fig 1 are the month to month changes in the Consumer Price Index by all groups from July 09 to June 10.



The 0.5 percent increase in the Overall Index is attributed mainly to an increase of 0.8 percent in the Food group index.

Increases were also recorded for other groups namely Clothing and Footwear (1.5%), Transport and Communication (0.4%), Housing and Household Operation (0.3%) and a slight increase of 0.1 percent in the Miscellaneous group index. The Alcohol and Tobacco group recorded no change from the previous month. Graphically presented in Fig 2 is the June 2010 percentage change of groups over May 2010.



The 0.8 percent increase in the Food group was primarily due to higher prices recorded for rice, chicken leg quarter, eggs, fresh fish (large) and some vegetables namely tomatoes, chinese cabbages and green beans.



Increased prices recorded for children T-shirt, bra (woman) and ie solosolo (cotton print) reflected in the 1.5 percent increase in the Clothing and Footwear group index.



Increased prices recorded for airline fares (Apia-Auckland-Apia) has contributed to the 0.4 percent increase in the Transport and Communication group index.



Higher prices recorded for kerosene and tea towel were the main contributor to the 0.3 percent increase in the Housing and Household Operation group index.



The local component registered an increase of 0.4 percent due to higher prices recorded for fresh fish (large), tomatoes, chinese cabbage, green bean and airline fares (Apia-Auckland-Apia).



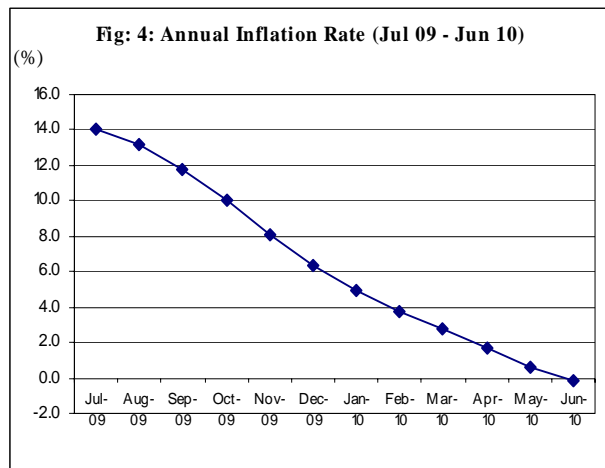
Higher prices recorded for rice and kerosene are the main contributor to the 0.5 percent increase in the imported component.



The All Items Underlying Index for June 2010 registered an increase of 0.3 percent when compared to May 2010, and a decrease

of 0.6 percent when compared to June 2009. The 0.3 percent increase in the Overall Underlying Index is attributed to an increase of 0.4 percent in the imported component. The local component also increased by 0.2 percent.

The twelve months ending June 2010 compared to the twelve months ending June 2009 shows a decrease of 0.2 percent, as illustrated below in Fig 4.



The attached Tables and Graphs provide the user with more detailed analysis.

Tapua'i L Fiti.

ACTING: GOVERNMENT STATISTICIAN