



CONSUMER PRICE INDEX SEPTEMBER 2025

MONTHLY HIGHLIGHTS

September 2025 compared to September 2024:

❖ **The Consumer Price Index increased by 2.8%.**

❖ **The most significant price increases were:**

✓ Food and Non-Alcoholic beverages (1.8%)

✓ Alcoholic Beverages, Tobacco & Narcotics (0.6%)

❖ **The CPI fell by 0.5% from August 2025**

❖ **The Average Annual Inflation was 2.8%**

SUMMARY

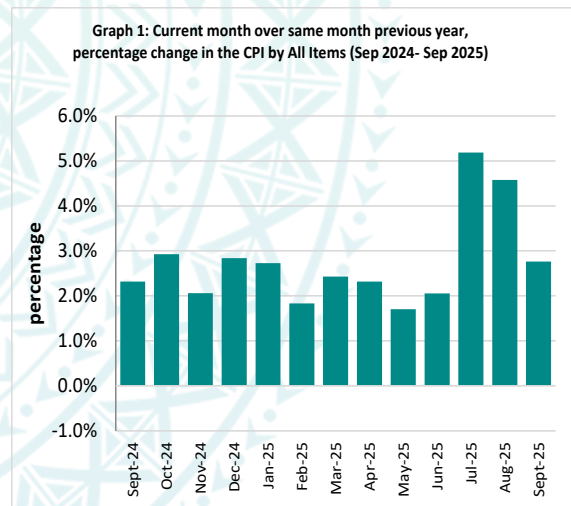
The Consumer Price Index (CPI) for September 2025 rose by 2.8 percent compared with September 2024, but declined by 0.5 percent compared to August 2025.

The main contributors to the increase were Food and non-alcoholic beverages and Alcoholic beverages, tobacco & narcotics, driven by higher prices for chicken leg quarters, corned beef, cooking oil, Pall Mall cigarettes, and paper cigarettes.

The **Imported** goods component increased by 2.3 percent over the year, reflecting higher prices for food items, Pall Mall cigarettes, televisions, household cleaning products, Nike running shoes, and exercise books.

The **Local** goods component increased by 3.3 percent, mainly due to higher prices for Chinese cabbage, CCK coffee, round cabbage, and coconuts.

Graph 1 shows the percentage changes in the CPI over the same month of the previous year across all divisions from September 2024 to September 2025.



All Divisions' Contribution to CPI

In September 2025, Food & Non-alcoholic beverages was the largest contributor to the 2.8 percent rise in the CPI, accounting for 1.8 percentage points of the overall increase. Higher prices for chicken leg quarters (up 12.3%), corned beef (up 23.9%), cooking oil (up 13.6%), Chinese cabbage (up 34.5%), CCK coffee (up 22.4%), coconut (up 17.0%), and round cabbage (up 12.3%) were the primary drivers.

The Alcoholic beverages, tobacco and narcotics division was the second largest contributor, accounting for 0.6 percentage points of the overall increase, primarily due to higher prices for Pall Mall cigarettes (up 9.0%), paper cigarettes (up 5.7%), and Samoan kava (up 5.3%).

Restaurants contributed 0.2 percentage points to the CPI increase, mainly due to significant price rises in fish & chips (up 10.6%) and steamed rice with chicken meal (up 21.4%).

Transport, and Miscellaneous goods and services each accounted for 0.1 percentage points of the CPI increase, driven by higher prices for return tickets to Pago Pago (up 18.7%), return tickets to Auckland (up 17.7%), private car registration (up 25.0%) and toiletries (up 12.5%).

Clothing & Footwear, Housing, Water, Electricity, Gas & other fuels, Health and Communication each contributed less than 0.1 percentage points to the CPI increase. The main drivers were higher prices for Nike running shoes (up 14.5%), liquid gas (up 5.1%), amoxicillin 500 mg tablets (up 3.2%) and mobile phone calling rates for local calls (up 160.0%).

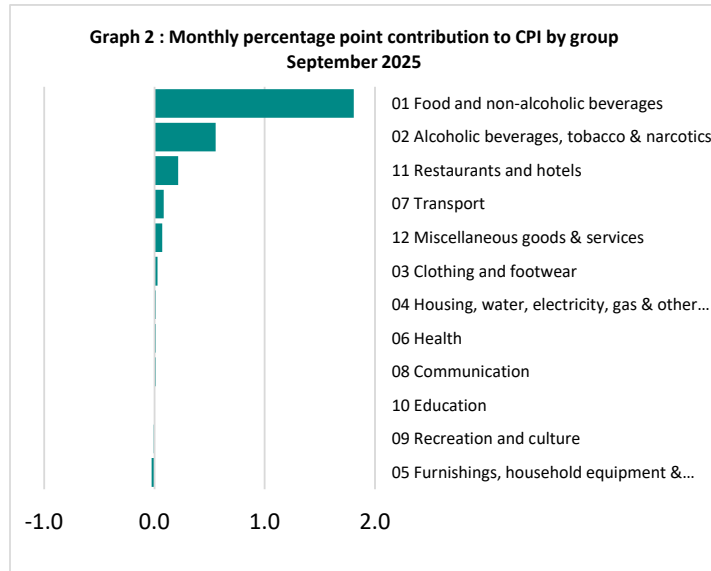
In contrast, Recreation & Culture and Furnishing, household equipment & maintenance divisions recorded negative contributions to the CPI, driven by lower prices for laptops (down 24.3%) and washing powder (down 8.0%).

Date of release:
17th October 2025

The next Consumer Price Index will be released on 14th November 2025



Graph 2 shows the percentage contribution of All Divisions to the CPI in September 2025.

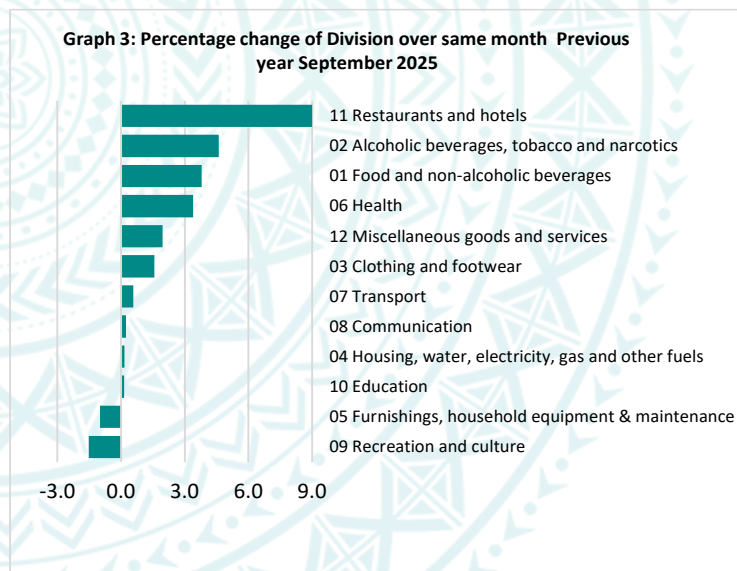


Consumer Price Index (% Change)

The largest month-on-month increase in the CPI was recorded in Restaurants and Hotels, which rose by 9.0%, followed by Alcoholic Beverages, Tobacco and Narcotics (up 4.6%). Food and Non-Alcoholic Beverages increased by 3.8%, while Health rose by 3.4%. Miscellaneous Goods and Services increased by 1.9%, and Clothing and Footwear by 1.6%. Housing, Water, Electricity, Gas and Other Fuels, as well as Communication, both recorded a 0.2% rise. Other divisions such as Transport and Education increased by 0.6% and 0.1% respectively.

On the other hand, Recreation & Culture and Furnishings, household equipment & maintenance fell by 1.5% and 1.0% respectively.

Graph 3 shows the percentage change for all Divisions (Groups) in September 2025 compared to September 2024.



Restaurants & Hotel Index

The Restaurants & hotel index rose by 9.0%, driven by higher prices for fish & chips meals (up 10.5%), chicken and chips meals (up 4.2%), and steamed rice with chicken meals (up 21.4%).

Alcoholic Beverages, Tobacco and Narcotics Index

The Alcoholic Beverages, Tobacco, and Narcotics index increased by 4.6% compared to September 2024, primarily due to a rise in Pall Mall cigarette prices (up 9.0%) and paper cigarettes (up 5.7%).

Food and Non-Alcoholic Beverages Index

The Food & Non-Alcoholic Beverages index rose by 3.8%, driven by higher prices for several items, including chicken leg quarters (up 12.3%), corned beef (up 23.9%), cooking oil (up 13.6%), Chinese cabbage (up 34.5%), coffee (up 22.4%), coconut (up 17.0%) and round cabbage (up 12.3%).

Miscellaneous Goods and Services Index

The Miscellaneous Goods and Services index increased by 1.9%, mainly due to higher prices for toiletry supplies (up 12.5%).

Clothing and Footwear Index

The Clothing and Footwear index increased by 1.6%, largely due to higher prices for le Solosolo (up 9.0%) and Nike running shoes (up 14.5%).

Health Index

The Health index increased by 3.4% mainly due to the rise in amoxicillin tablets (up 3.2%).

Transport Index

The Transport index rose by 0.6% due to increases in the prices of return tickets to Pagopago (up 18.7%), return tickets to Auckland (up 17.7%) and car registration (up 25.0%).

Housing, Water, Electricity, Gas & other Fuels and Communication Indices

The Housing, Water, Electricity, Gas & other fuels and Communication indices both increased by 0.2% due to a rise in liquid gas prices (up 5.1%), mobile phone calling rates for local calls (up 160.0%) and calls to New Zealand (up 12.7%).

Education Index

The Education index increased by 0.1% due to an increase in Primary registration fees (up 0.3%).

Furnishings, Household Equipment & Maintenance and Recreation & Culture Indices

Furnishings, Household Equipment & Maintenance and Recreation and Culture indices decreased by 1.0% and 1.5%, respectively. This was due to decreases in the prices of washing powder, refrigerators and laptops.



Underlying Indices

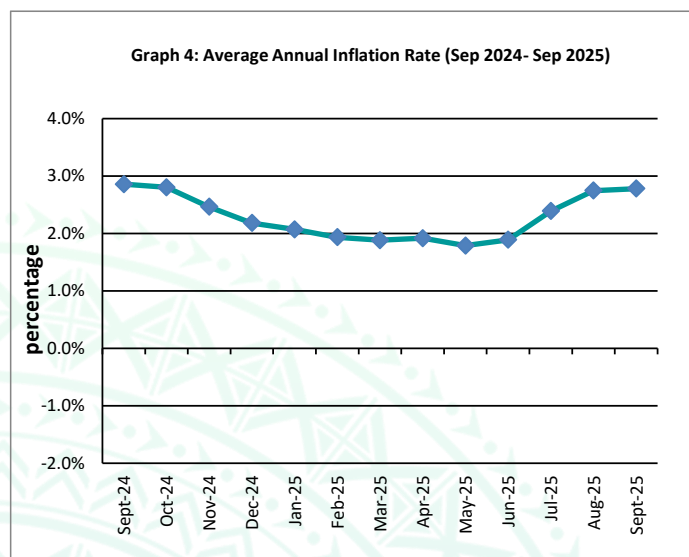
The All Items Underlying Index increased by 3.4% in September 2025 compared to September 2024 but declined by 0.1% compared to August 2025.

The Imported Items Underlying Index rose by 3.8%, while the Local Items Underlying Index increased by 2.5%.

Annual Inflation Rate

The average **annual inflation rate** for the year ending September 2025 was 2.8%. In contrast, the inflation rate for the twelve months ending September 2024 was 2.9%.

Graph 4 presents the average annual inflation rates from September 2024 to September 2025.



The attached Tables and Graphs provide a more detailed analysis.

Technical Notes:

The **Consumer Price Index (CPI)** measures the rate of inflation for Samoa. It tracks the change in prices of goods purchased by households in Samoa by comparing the prices of a basket of goods and services during the collection period with the prices of the same items in a base period.

The basket of goods used for pricing is based on the average expenditures of households as recorded in the **Household Income and Expenditure Survey (HIES)**. This survey identifies the typical spending patterns of households. Items that households spend more on, on average, are given greater weight in the CPI index.

^{1/} **Monthly movements in the 'headline' CPI** can be volatile. This volatility reflects price changes in specific items, which may be influenced by factors such as fluctuations in commodity markets, agricultural conditions, policy changes, or seasonal adjustments and infrequent price resets.

Underlying inflation is a measure of inflation that excludes certain items with volatile price movements. It eliminates products that experience temporary price shocks, as these shocks can distort the overall inflation trend and provide an inaccurate measure of long-term inflation.

SAMOA BUREAU OF STATISTICS

Economic Statistics Division
FMFM II Building, Level 1
P O Box 1151
Apia, Samoa

Phone: (685) 62014/62015
Fax: (685) 24675
E-mail: info.stats@sbs.gov.ws
Website: www.sbs.gov.ws

FUA FA'ATATAU O TAU O OLOA MA AUAUNAGA SETEMA 2025

ILOILOGA TAU O LE MASINA:

Setema 2025 faatusa ia
Setema 2024:

❖ O Fua Faatatau o Tau o Oloa ma Auaunaga na siitia i le 2.8%

❖ O lenei siitaga ua faamauina mo tau o:

✓ Mea'ai ma Vaiinu (1.8%)

✓ Avamalosi & Tapaa (0.6%)

❖ O Fua faatatau o Oloa ma Auaunaga na paū i le 0.5% mai ia Aukuso, 2025.

❖ O le fesuiaga o Tau o Oloa ma Auaunaga i le tausaga na si'itia i le 2.8%.

Tuuina atu i le aso:
17 Oketopa, 2025

O le ripoti mo le Fua Faatatau o Oloa ma Auaunaga e sosoo ai, o le a tuuina atu i le aso 14 Novema, 2025

AOTELEGA

O le Fuafa'atatau o Tau o Oloa ma Auaunaga mo le masina o Setema 2025 na siitia i le 2.8 pasene pe a fa'atusa ia Setema 2024.

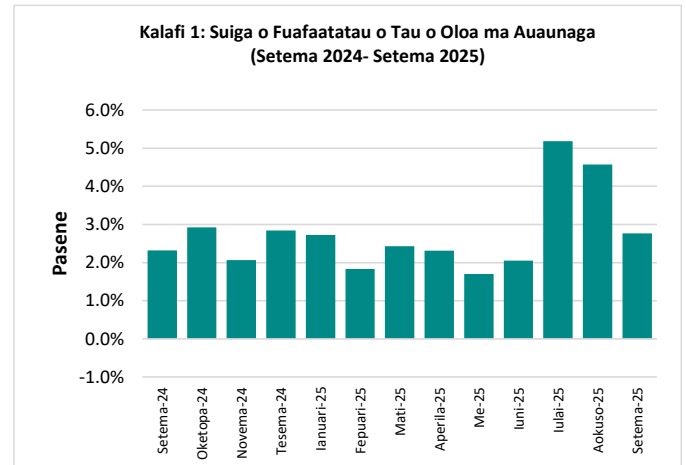
A fa'atusa ia Aukuso 2025, o le fuafa'atatau o tau o oloa ma auaunaga ua paū i le 0.5 pasene.

O le vaega o Meaa'i ma vai inu faatasi ai ma le vaega o Ava malosi ma tapaa, na telē le sao i le si'itia ai o fua faatatau o oloa ma auaunaga ia Setema 2025. E mafua mai i le siitia o le tau o vaemoa, pisupo, ga'o faimeaa, araisa, sikareti, ma le pepa sikareti taai.

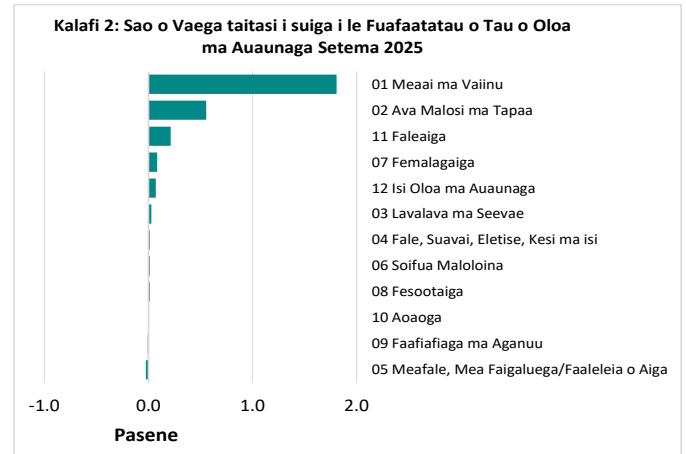
O 'oloa auina mai fafo ua fa'amauina le si'itia i le 2.3 pasene e mafua mai i le si'itia o tau na fa'amauina mo meaa'i, sikareti, TV, oloa e faaaga i le faletaele, seevae koleni, ma api aoga.

O 'oloa gaosi ma auaunaga i totonu o le atunuu sa siitia i le 3.3 pasene pea faatusa atu ia Setema 2024. E mafua mai lea siitaga ona o tau o kapisi Saina, kofe, kapisi lapotopoto ma popo.

O le Kalafi 1 o lo'o fa'aali atu ai suiga o tau o oloa ma auaunaga mai ia Setema 2024 e pau mai ia Setema 2025.



O le Kalafi 2, o le sao o Vaega taitasi i le siitia ai o Fua faatatau o Oloa ma Auaunaga ia Setema 2025.



O Meaa'i ma Vaiinu, Ava Malosi ma Tapaa, Faletalimalo ma Faleaiga, Femalagaiga, Isi oloa ma Auaunaga faapea Lavalava ma seevae sa maitauina le siitia o tau ia Setema 2025.

O le vaega o Fale, Suavai ma le Eletise, Soifua maloloina ma Fesootaiga e le'i tele se siitaga o tau i le masina o Setema 2025.

Ao le itu tau Faafiafiaga ma Aganuu, Meafale ma meafaigaluega sa paū o latou tau faatusa ia Setema 2024.

