GOVERNMENT OF SAMOA

SAMOA BUREAU OF STATISTICS

ANNUAL REPORT 2019-2020

Please address all correspondence
To Acting Government Statistician

In reply, please quote the file reference

File Ref:

GOVERNMENT OF SAMOA

SAMOA BUREAU OF STATISTICS

30th October 2020.

Afioga Tuilaepa Dr Sailele Malielegaoi,
Prime Minister,
Minister of Samoa Bureau of Statistics

Pursuant to section 15 of the PSC Act 2004, I hereby submit the Annual Report for the Samoa Bureau of Statistics for the financial year 2019-2020.

The report contains the records of the Bureau's work for the entire financial year, and to be laid before the General Assembly for discussion and consideration.

Faafetai,

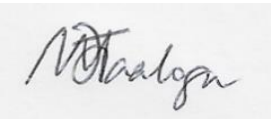

Aliimuamua Malaefono Tauā-Taaloga Faasalaina
GOVERNMENT STATISTICIAN

TABLE OF CONTENTS:

Page

Cover Letter.....2

Message from the CEO..... 4-5

What's in the Report..... 6

PART ONE: Our Strategic Overview..... .7-8

PART TWO: Our Performance Achievements.....9-29

PART THREE: Our Workforce.....30-34

PART FOUR: Our Challenges.....34

PART FIVE: Our Financials.....35-36

MESSAGE FROM THE CEO:

I am pleased to present the Bureau's Annual Report for financial year 2019-2020. This report provides a highlight of our work and achievements for the year under review.

This year is one of the most challenging years of our journey as public servants. In the first half of the financial year, we were unpredictably hit by the measles epidemic, and the latter part of the year being the global calamity of COVID-19 pandemic. These major crises elevated data need by country leaders for current, reliable, and timely data to enable policy makers to make evidenced based decisions.

The Bureau continues with its international, regional and national commitments. In the international arena, we continue to actively partake in the International Agency Expert Group(IAEG), which is the global target group for reviewing and finalizing the Sustainable Development Goals 2030 Agenda. Samoa compiled its second National Voluntary Report(VNR) on SDGs this year, and we as an active member of the National SDG task force, were tasked with the provision of reliable and timely statistics to verify Samoa's indicators on the SDG 2030 agenda.

Our main undertakings this year were the Agriculture Census and the Demographic and Health Survey (DHS-MICS), as well as the final phase of our Household Income and Expenditure Survey 2018(HIES). All surveys were conducted using CAPI a digital system adopted by the Bureau to collate data using tablets, which replaced the old paper questionnaire. The Bureau optimizes the use of digital and most recent technology to conduct our census and surveys, to ensure that we are not left behind from the rest of the world. Our surveys were greatly impacted by the State of Emergency Orders for Measles epidemic late last year and followed by COVID 19 pandemic early this year, in which caused delay to the field work for our surveys. Although timing was not on our side, we managed to complete and launched the draft summary findings for DHS-MICS at the end of the financial year, as well as compiling the draft tabulation report for HIES 2018.

In the wake of the Measles epidemic and the COVID 19 pandemic, the Bureau was bombarded with data requests from local, regional and international organizations. Some of these requests required conducting field surveys on specific data needs. These external requests coupled with the already earmarked undertakings for the Bureau was a great challenge for us, as we have to juggle among timing and resources to deliver these services, especially with the shortened working hours for staff in addition to roster workers during the week to minimize the number of people in the workplace, as a preventive measure for Measles.

The newly established National Identification Project (NID) is also in its early stages of execution. This year, we have been able to recruit two new personnel who are working on the implementation of this project. This year, we were fortunate to secure the Technical Assistance for Legal, to write the Policy and Legislation for National ID, and also the Technical team to conduct the design of the ID system and procuring the infrastructure for the project. The major initial financial support for this project is from the World Bank and the rest is taken up by the government.

Despite the countless challenges we faced throughout the year, we have been able to deliver our planned activities. For this, I am thankful to God for giving us the wisdom and the strength to carry

out our work amidst several catastrophes. I am also indebted to my management and staff for their hard work, sincerity and sustenance which makes this year another successful one for the Bureau.

Fa'afetai.



Ali'imumua Malaefono Tauā-Taaloga Faasalaina
GOVERNMENT STATISTICIAN

WHAT IS IN THIS REPORT.

This Annual Report consists of four sections:

Section One is our Strategic Overview, which has our Vision and Mission, our Values and Principles as well as our Objectives and Expected Results.

Section Two consists of our Overall Performance Achievements. This section provides a highlight of our division's core outputs, our Key Performance Indicators and details of how our work contributes to Sector Planning as well as our National Planning Document of the SDS.

Section Three contains details of our Workforce. Our Human Resources composition as well as several Human resources statistics.

Section Four consists of our Challenges.

Section Five contains an overview of our Financial Statements.

.

PART ONE: OUR STRATEGIC OVERVIEW

Samoa Bureau of Statistics continues to be the leader in providing and delivering relevant, quality priority Economics Statistics, Demography, Population and Vital Statistics, Social and Environment Statistics and Sector Statistics for users. Our prescribed roles, is delivered through our following vision statement.

OUR VISION

An efficient statistical system providing relevant, quality statistics for the benefit of Samoa.

OUR MISSION

To create a comprehensive statistical system, through effective partnerships, that delivers relevant, quality statistical information and services that help users to make informed decisions and track progress

OUR STRATEGIC OBJECTIVES AND EXPECTED RESULTS

Samoa Bureau of Statistics established an official statistics system that:

- Better provide the information needed to develop and monitor policies for Samoa
- Better provides information to meet national, regional and international commitments

- Increases the timely availability, quality, coverage, transparency and usefulness of statistics on Samoa and its people
- Increase user satisfaction
- Increase skills and efficiency of those working in statistics.

OUR VALUES

Leadership

- We lead by example in statistics quality, development and dissemination
- We promote and use best practice approaches
- We are accountable and transparent in all we do

Communication

- We are focused on being clear, meaningful and relevant in all communication with our stakeholders
- We ensure we understand our audience and tailor our communication to meet their needs

Professionalism

- We are committed to quality and competence in all that we do
- We maintain a commitment to honesty and fairness in dealing with the public and stakeholders
- We ensure respect and courtesy in treatment of clients and employees
- We strive to create an environment where all staff are valued and challenged

OUR PRINCIPLES

- To protect private information
- To provide quality, timely and useful statistics
- To maintain a robust vital registration service

PART TWO: HIGHLIGHTS OF OUR PERFORMANCE ACHIEVEMENTS

SBS Key Performance Indicators are aligned to each of the Key Outcomes and Strategic Objectives of our National Planning Document the SDS. All data sources required for each indicator are collated, analyzed, compiled and reported by SBS. We continue to provide reliable, timely and trusted statistics to all sectors to assist in indicators verifications. The template below exhibits the linkage of our work to the work of all sectors and to the SDS, and the importance of statistics we collected and reported in verifying Sector Plans indicators, as well as our SDS. These are our annual achievements, and we continue to provide reliable data for evidence-based decision making.

Key Outcome 1

Macroeconomic resilience achieved and sustained

Strategic Outcome – Monetary Policy

SDS-SBS INDICATORS	Responsible Division
Underlying inflation rate June 2019 = .01% June2020=2.1%	**Economics Statistics**
Debt servicing ratio By June 2017= 2.5% By June 2018 = 3.5% By June 2019= 2.3% By June 2020 = 3.7%	**Finance Statistics**

Strategic Outcome – Real GDP growth 3.0% to 4.0 %

SDS-SBS INDICATORS		Responsible Division
GDP growth rates		**Finance Statistics**
June 2018	-2.1%	
June 2019	3.6%	
June 2020	-3.5%	

Strategic Outcome – Fiscal Sustainability

SDS-SBS INDICATORS		Responsible Division
		Finance Statistics
Budget deficit/surplus		
June 2018	-0.2 deficit	
June 2019	2.7 surplus	
June 2020	6.8 surplus	
Debt outstanding		
June 2018	1.10 billion	
June 2019	1.06 billion	
June 2020	1.01 billion	

Key Outcome 2

Export Product Increased

Strategic Outcome – Domestic market production and food nutrition improved: 20% increase in volume of local food production (2014)

SDS-SBS INDICATORS	**Responsible Division**
Agricultural food supplies at Local markets (quantity/kg)	**Economics Statistics**

	June 2019	**June 2020**
Taro	4,327	6,361
Banana	1,791	1,901
Ta'amu	363	69
Coconut	8,629	3,843
Yam	223	214
H/cabbage	738	376
Tomatoes	90	60
C/cabbage	117	124
Cucumber	1,002	671
Pumpkin	9,188	4,246

Agricultural food supplies at Local markets (average price per kg)

	June 2019	**June 2020**
Taro	2.60	2.99
Banana	1.30	1.36
Ta'amu	6.70	4.82
Coconut	1.00	1.00
Yam	4.30	4.20
H/cabbage	8.90	8.80
Tomatoes	19.60	17.10
C/cabbage	7.40	5.80
Cucumber	4.40	4.90

Strategic Outcome – Investment in agriculture and fisheries, employment and inclusiveness

SDS-SBS INDICATORS	**Responsible Division**
GDP growth for Agriculture	**Finance Statistics**

June 2018	-4.5%
June 2019	-1.9%
June 2020	-1.9%

GDP growth for Fishing

June 2018	-18.1%
June 2019	-21.0%
June 2020	- 20.3%

Key Outcome 3

Participation of Private Sector in Investment Enhanced

Strategic Outcome – Investment in Commerce and Business Activities

SDS-SBS INDICATORS	Responsible Division
	Economics Statistics

Export, Import, Trade Balance ('000 tala)

Quarterly	Export(fob)	Import(cif)
June 2019	31,965	255,687
June 2020	26,894	175,366

Trade Balance ('000 tala

June 2019	-223,722
June 2020	-148,472

Key Outcome 4

Tourism Development and Performance Improved

Strategic Outcome –Tourism arrival to grow more than 5% annually.

SDS-SBS INDICATORS	Responsible Division
	Social Statistics

Number of tourist arrivals
By June 2018 = 163,323
By June 2019 = 178,564
Percent of growth = 9.3%
By June 2020 = 125,052
Percent of growth = -30%

Key Outcome 5

Participation of Private sector in development enhanced

Strategic Outcome – Government services supporting private sector investment to encourage employment creation

SDS-SBS INDICATORS		Responsible Division
GDP growth for Commerce		**Finance Statistics**
June 2018	-0.5%	
June 2019	9.2%	
June 2020	-4.4%	

Industrial production index
SBS is currently trying to verify and validate the information collected from businesses to ensure the data is accurate and consistent before dissemination.

Employment by sector(number)

	At June 2018	June 2019	June 2020
Total	24,158	24,459	24,313
Primary	231	271	267
Secondary	2,929	2,770	2,848
Tertiary	15,359	15,560	15,290
Public Adm	5,639	5,858	5,909

Key Outcome 6

A healthy Samoa and Well-being promoted

Strategic Outcome – Government services supporting private sector investment to encourage employment creation

SDS-SBS INDICATORS	Responsible Division
Infant Mortality Rate/1000 births	Census and Survey
DHS 2014 = 15/1000 PHC 2016 = 14/1000	
Under 5 Mortality Rate/1000 children under 5 years old DHS 2014 = 20/1000 PHC 2016 = 17/1000	
Prevalence of smokers (DHS 2014) Men 15-49 (36%) Women 15-49 (12%),	
Alcohol drinkers: (DHS 2014) Men 15-49 (44%) Women 15-49 (9%)	
Physical activities: (DHS 2014) Men 15-49 (69%) Women 15-49 (56%)	

Key Outcome 7

Quality education and training improved

Strategic Outcome – Education standards, access to education, training and available skills building opportunities will be improved

SDS-SBS INDICATORS	Responsible Division
Attending primary schools	**Census and Survey**
Male 52% (20,252)	
Female4 8% (18,564)	
Attending secondary schools	
Male 49% (7,951)	
Female 51% (8,215)	
Attending higher education	
Male 46% (1,673)	
Female 54% (1,961)	

Key Outcome 8

Social Institutions Strengthened

Strategic Outcome – Village governance and accountability improved

SDS-SBS INDICATORS		Responsible Division
Samoa population PHC 2016		**Census and Survey**
Total	195,979	
Male	51% (100,892)	
Female	49% (95,087)	
Population 0-14 years	74,616 (38%)	
Population 15-29 years	48,203 (25%)	
Population 30-64 years	63,424 (32%)	
Population 65+ years	9,592 (5%)	
Number of Matai (aged 21+)		
Total	15,929	
Male	4,335 (90%)	
Female	1,594 (10%)	
Matai attending village council		
Total	12,828	
Male	11,721 (91%)	
Female	1,107 (9%)	

Key Outcome 9

Access to clean water and sanitation sustained

Strategic Outcome – Water resources managed in an integrated and sustainable manner

SDS-SBS INDICATORS		Responsible Division
Total households = 28,880		**Census and Survey**
% Households by source of water supply		
SWA metered	69%	
SWA not metered	8%	
Independent	12%	
Rain	7%	
Well/others	5%	
% Households by type of toilet facility		
Flush	88%	
Pour flush	9%	
Ventilated Improved pit	2%	
Others	1%	
% Households by type of waste water outlet		
Closed sewage	85%	
Open sewage	15%	
Water Account Report FY 2016/17		**Social Statistics**
Total Abstracted Water	82,530ML	
Sources of Abstracted Water;		
Surface Water	89.7%	
Ground Water	9.5%	
Rainwater	0.8%	
Users of Abstracted Water;		
Hydroelectricity: 60.8%		
Distribution: 34.1%		
Self-Abstracted: 5.1%		

Key Outcome 11

Improved and affordable country-wide ICT connection

Strategic Outcome – Internet connectivity, access and speed increased

SDS-SBS INDICATORS		Responsible Division
Households connectivity		**Census and Survey**
Total households	**28,880**	
Home Internet	4%	
Home computer	4%	
Home laptop	24%	
Home tablet	12%	
Home radio	62 Home	
TV flat screen	53%	
Home TV CRT	30%	
Home landline phone	6%	
Mobile internet (Digicel)	7%	
Mobile internet (Bluesky)	6%	

Key Outcome 12

Quality Energy supply

Strategic Outcome – Renewable energy investment and generation increased

SDS-SBS INDICATORS		Responsible Division
Households electricity access		**Census and Survey**
Total households	28,880	
Electricity	96%	
Solar	0.4%	
Kerosene	2.1%	
Others	1.0%	
Electricity type of payment		
Electricity households	27,837	
Cash power	82%	
Induction	17%	
Both	1%	
Households using solar energy		
Total households	28,880	
Solar energy	1.0%	

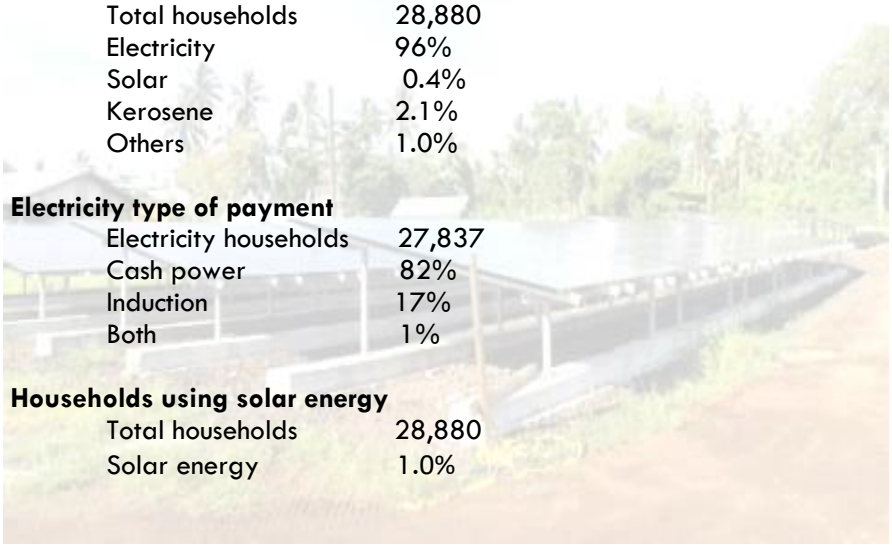

OUTPUT ONE: POLICY ADVICE TO MINISTER

Output Manager: Government Statistician
Scope of Appropriation: To provide advice to Minister on all statistical matters

Performance Measures	Budget Standard/Target	Progress of Indicator	Comments on Achievements
Date by which Annual Report 2017/2018 is submitted to Cabinet for tabling in Parliament	AR to be submitted to Cabinet in January 2019	Achieved	The Annual Report 2017/2018 has been completed and has been endorsed by Cabinet and Parliament.
Date by which Corporate Plan 2016-2020 and Management Plan 2016-2020 are reviewed for immediate resolutions	Corporate Plan review to be carried out in first half of 2019	Achieved	The Internal reviews have been completed, and the report has been compiled to assist in developing our new Corporate Plan for 2020-2024. External review has been postponed to FY 2020-2021
Date by which Communication Policy is developed and used by all staff of the bureau	Communication Policy is in draft and to be finalized in the beginning of 2019	Achieved	Completed and uploaded on SBS website www.sbs.gov.ws
Consultations with Sector Coordinators and partners on the development of statistical indicators to meet the UN Post 2030 Agenda on Sustainable development Goals	On-going activity by the Bureau in our effort to align sector indicators to SDGs.	Achieved	SBS coordinated the SDG data framework for Samoa's second Voluntary National Review which was launched in July 2020
Consultations with CEOs, stakeholders, private sector, civil societies and technical partners on the development of the National Identification Card	On-going	Achieved	1.Virtual and physical consultations have been held for all stakeholders for the NID project in July 2019. 2. A newly approved structure for NID, which approved 2 positions for ACEO and Principal NID. Both positions have been filled. 3. The NID Steering Committee which is chaired by the Prime Minister is on regular monthly meetings to discuss progress of the project. 4. We have completed the procurement for Legal Consultant to develop the legislation for NID as well as Technical Consultant to facilitate the technical side of the project.

Consultations and dialogue with SBS clients and all users of statistics relating to statistical results, statistical services and statistical issues	On-going activity to advocate Statistical services and increase user's awareness on the roles of SBS	Achieved	This is our on-going service with data users and policy-makers
Enhance employee capacity through supporting on-the job trainings, training and relevant conference opportunities available elsewhere	On-going	Achieved	Staff have been given the opportunities to take up for on-line & internal trainings from our statistical partners specific to their areas of work to improve capacity and knowledge
Date by which Annual Report 2018/2019 is submitted to Cabinet	June 2020	Achieved	Submitted to Cabinet and Parliament
Reviewing the 10-year Samoa Strategy for the Development of Statistics 2011-2021		Incomplete	Negotiations with DFAT Australia has been conducted for support in the review and design of the new SSDS and this has been confirmed for TA in early 2021

OUTPUT THREE: FINANCE STATISTICS

Output Manager: Assistance Chief Executive Officer- Finance Statistics
Scope of Appropriation: Collect, compile, analyze and disseminate national accounts, debts and government finance statistics, and industrial production statistics.

Performance Measures	**Budget Standard/Target**	**Progress of Indicator**	**Comments on Achievements**
GDP Quarterly Reports	4 quarterly reports	Achieved	4 quarterly reports released both in English and Samoan
Government Finance Statistics(GFS) and Debt quarterly reports	4 quarterly reports	Achieved	4 quarterly reports released both in English and Samoan
Finance Statistics annual workshop	March 2020	Achieved	Users Workshop has been conducted on 20th March 2020 to inform about the use and impact of finance statistics in the economy of Samoa
Formal Employment estimates	4 quarterly reports	Achieved	4 quarterly reports completed. During the financial year 2019/20, the GFS Unit has been working very hard on collating data to expand the coverage of the Government Finance Statistics framework to include Public Bodies - Public

			Beneficiaries and Mutual Bodies transactions, to assess the General Government Accounts as a requirement of the IMF reporting under the Enhanced General Data Dissemination System. This has been achieved with the system and processes in place, as well General Government have been submitted to the IMF for the third time, with 2018/19 the latest. Work is continuing to put together the Public Sector Accounts once the IMF is ready with the templates– with the coverage to expand to include Public Trading bodies in the near future.
Integrated Business Information Database	December 2019	Achieved	IBID updated with the latest business registration for the year 2019. -The accuracy and reliability of the indicators depends heavily on the quality of the data sources used. During the period under review, Finance Statistics Division continued to refine and improve the integrated business information database with administrative data from Ministry of Custom and Revenue. The work has been rewarding in strengthening the relationship and cooperation between the two Ministries, as well enables the frequent updates of the Business Register, other business indicators which have been generated and made available on an annual basis, as well information that are used in the compilation of the GDP reports.
Monthly Industrial Production report	12 reports	Incomplete	Work in Progress

General Government Accounts	1 annual report	Achieved	FY 2017/18 Accounts completed and submitted to IMF in September 2019

Other Achievements

Apart from the compilation of these indicators on a quarterly basis, there have been related activities to refine and improve the systems used for the compilation of these indicators. These include:

- ✓ **Enhanced General Data Dissemination System** – Following the launch of the National Summary Data Page (NSDP) on **April 13, 2017,** Samoa Bureau of Statistics through the Finance Statistics is continuing to maintain and update the data page with the ongoing publications of statistical reports in collaboration with Central Bank of Samoa and the Ministry of Finance. This not only provide the information as required by the international community, it also strengthen the coordination and cooperation amongst the users and producers of statistics.
- ✓ **Samoa 2nd National Voluntary Report on SDGs –** During the last half of the financial year 2019/20, the Bureau has been actively involved in the coordination of statistical indicators for the compilation of the Second VNR for Samoa. This was a successful project and was presented to the UN Commission in July 2020.
- ✓ **Others –** In addition, the Finance Statistics Division has actively involved in the consultations during the IMF Article IV Mission as well Public Expenditure Framework Assessment that were conducted in March 2020, as well providing the needs of the international community from time to time, particularly related to our core activities.

OUTPUT FOUR: SOCIAL STATISTICS

Output Manager: Assistance Chief Executive Officer- Social Statistics
Scope of Appropriation. To collect and compile socio-economic statistics from secondary sources related to education, health, migration, tourism, agriculture, trade, environment, meteorology, foreign exchange, justice, etc for the publication of Annual Statistical Abstract, Monthly Tourism Report and the Updating of the Website.

Performance Measures	Budget Standard/Target	Progress of Indicator	Comments on Achievements
Number of monthly International Arrival Reports	12 reports	Incomplete	Produced only 9 monthly migration reports. Due to the SOE, no reports were published for the months of April, May and June 2020
Number of quarterly Migration Report	4 quarterly reports	Incomplete	1.Produced only 3 quarterly migration reports. Due to the SOE, no report was produced for Q2 2020

Number of Annual IReport	1 annual report	Achieved	Compiled and released the 2019 Annual Migration Statistics Report. The report was uploaded on SBS website for interested parties' access.
Number of Pensioners Monthly Tabulated Reports	12 monthly reports	Incomplete	Produced only 9 monthly pensioners statistics reports. Due to the SOE, no reports were produced for the months of April, May and June 2020
Number of ad hoc enquiries responded to within 5 working days, through help desk, emails and telephone.	50 enquiries	Achieved	
Annual Water Account	1 report	Achieved	Completed Water Accounts for FY 2016/17 using the SEEA Framework
Annual Abstract	1 report	Achieved	Launched and released of 2018 Statistical Abstract

Other Achievements

- ✓ I staff attended an on-line course on Measuring Crime and Justice using Crime Victimization Surveys (CVS), organized by UNODC (United Nations Office on Drugs and Crime)
- ✓ Development of a first ever Pilot Tourism Satellite Accounts (TSA) for Samoa in collaboration with the Ministry of Natural Resources and Environment, Samoa Tourism Authority, Economic and Social Commission for Asia and the Pacific (ESCAP) and a local consultant.

OUTPUT FIVE: POPULATION CENSUS AND SURVEY

Output Manager: Assistance Chief Executive Officer- Population Census and Survey Division
Scope of Appropriation. Design sample surveys and the Population and Housing Census, and also responsible for survey methods, questionnaire design, field data collection, compilation and dissemination of survey results.

Performance Measures	Budget Standard/Target	Progress of Indicator	Comments on Achievements
Conduct the Demographic and Health Survey-Multiple Indicator Cluster Survey (DHS-MICS)2019 on the total	Complete 70% (part v-vi) by June 2020	Incomplete	Part i-v was on target but v-vi is still ongoing due to the delay of fieldwork because of Measles Outbreak at

count of 3567households. (i)Sampling Procedures (ii)Questionnaire/Manual Design (iii)Quality and standards (iv) Maps and household lists (v) Data collection and compilation (vi) Analysis and report writing			the end of 2019 but the process is still on going and now target early October to complete final report
Upgrade and improve the Survey and sampling design and aid at least 300 users namely citizens, usual stakeholders, organization and business	On-going	Achieved	This is our on-going service with data users and researchers
Provide documentation and results of completed surveys and census in the application namely NADA/Metadata and REDATAM and upload them on the office website for all users	On-Going	Incomplete	Waiting for latest surveys results to be completed for this process
Encourage staff to attend relevant statistical trainings, workshops and meetings to enhance their knowledge and skills	On-going	Achieved	Staff have a lot of opportunities for on-line & internal trainings specific to their areas of work
Start preparation for household listing and questionnaire design for the Population and Housing Census 2021 as per OEC new legislation 2019 for PHC to be conducted before the General Election 2021	On-going	Achieved	The mapping and listing for PHC have completed.

Other Achievements

- ✓ Data collection for mapping of businesses located in the 2km zone of Apia town for the Government Street Naming Project
- ✓ Preparation of household lists and maps for the followings
    - Measles outbreak in November 2019,
    - Environmental impact assessment for the design and supervision of construction for Vaisigano flood mitigating river levees project implemented by Tinai Gordon and Associates Ltd

- Community Disaster and Climate Risk Management program for the four selected villages conducted by Red Cross.
- ADRA Samoa for WHO project to respond to the COVID 19 and its threatening impacts on Samoa and its people
- Preparation of data from census and surveys requested on counter, email, internet and telephone from different stakeholders.

✓ Implementation of the Data Interpretation and Report Writing Workshop for the DHS-MICS 2019-20 for the related stakeholders in partnership with UNICEF, UNFPA, and SPC.

OUTPUT SIX: MANAGEMENT OF BIRTHS, DEATHS AND MARRIAGES

Output Manager: Assistance Chief Executive Officer- BDM Division
Scope of Appropriation. Registration of births, deaths and marriages, adoptions and dissolution of marriages according to BDM ACT 2002, with the focus on maintaining accurate vital registrations.

Performance Measures	**Budget Standard/Target**	**Progress of Indicator**	**Comments on Achievements**
Improve Vital registration (increase registration within legislated timeframe) - Births registration within 3 months after birth - Deaths within 14 days after burial - Marriages within 14 days after marriage	100%	Incomplete	Death Registration; achieved, Births; 91% Marriage; 71% This was mainly due to Measles Epidemic and COVID19 pandemic Partnership strengthened amongst stakeholders, BDM continue to uplift B10 (birth notification form) from the Ministry of Health monthly. STN and SN under the Ministry of Women, Community and Social Development provide BDM with home birth notification within three months of the birth. STN and SN also assist BDM with verification of required document (baptism certificates, confirmation from the church) for home births occurred over three

			months but have not been registered. Ministry of Health and funeral parlors provide BDM with cause of death certificate and death notification. The partnership with stakeholders has improved processes and helped our people.
Revitalize CRVS Steering Committee (meetings conducted to coordinate CRVS work)	3 meetings	Incomplete	Only one meeting was carried out. The CRVS Steering Committee meeting was conducted to improve close partnership with stakeholders
Improve verification of vital statistics (NZ Internal Affairs and Immigration, OEC)	100%	Achieved	
Improve verification of Mutual benefits (NPF, Public Trust, ACC etc		Achieved	The local demand from users such as, insurance company, NPF, AG, ACC and Ministry of Police to assist with verification of birth records, death and marriage for entitlements and criminal cases.
Improve respondent to search enquiries (Ministry of Police, MJCA, AG office			200% achieved. This is due to an increase number of criminal cases with Ministry of Police
Public awareness programs and trainings conducted on the registration of births, deaths and marriages	100%	Incomplete	Achieved only 60%, due to restrictions of Measles and COVID-19 pandemic
Improve respondent to overseas missions (100% respond to overseas mission	100%	Achieved	The verification process has been one of the most demanding services from our

request, follow process and receive payment of services)			overseas mission, Immigration office (NZ, Australia, US Embassy) to verify primary identification of Samoa citizens for entitlements, benefits, insurance, citizenship and even criminal cases

Other Achievements

The table below highlights the comparison of events which occurred within the FY18/19 and FY19/20 and were also registered with BDM within the same years. An increase by 2.7% of births occurred and registered for FY2019/2020 compare to FY2018/2019. The number of deaths occurred and registered in FY2019/2020 has increased by 9.6% compare to FY2018/2019. BDM notice a decline with occurred and registered marriages in FY2019/2020 by 37% compare to FY2018/2019.

Indicator	**FY 18/19**			**FY19/20**		
	Total	**Male**	**Female**	**Total**	**Male**	**Female**
Number of Births Occurred	**4101**	**2174**	**1927**	**4214**	**2239**	**1975**
Number of Deaths Occurred	1187	650	537	1301	718	583
Number of Marriages Occurred	1099			691		

- ✓ We continue to work in close collaboration with church ministers as they provide BDM office with confirmation letter of death/marriage, baptism notification/certificate.
- ✓ BDM work in close collaboration with Immigration Division of Ministry of Prime Minister and Cabinet for confirmation of birth certificates, name changes, adoption, marriage certification/confirmation for passport approval.
- ✓ BDM provides the primary civil registration data which set the basis of the National Identification project and this is done working in close collaboration with National ID division.
- ✓ Development/Donor partner assist in providing financial resources to assist with BDM major development and improve registration.

OUTPUT SEVEN: ICT AND DATA PROCESSING

Output Manager: Assistance Chief Executive Officer- ICT & DP Division
Scope of Appropriation. Provision of ICT work for the office and facilitate data processing work for surveys and Census.

Performance Measures	Budget Standard/Target	Progress of Indicator	Comments on Achievements
2018- HIES Data Entry	Data entry to be completed in March 2019	Achieved	Data entry work for the HIES 2018 is completed
2018 HIES - Data editing	Editing to start in August, 2018	Achieved	
Website - Monthly upload and update of SBS website	On-going	Achieved	Monthly reports- 62 Quarterly reports-12 Bi-annual reports-5 SDMX - 70 HIES 2018 Tabulation Others (upload)- 1 Public Notices, media releases, and upload office video events Virtual Launching- 30
IT Support - Equipments	On-going	Achieved	
IT Support - office network, internet and BDM systems	On-going	Achieved	Request for services received and provided through IT Help Desk: for 2019/2020 • Computers- 40 • Laptops- 60 • Servers- 6 • Printers - 15 • Photocopies -12 • Internet & Email Users- 90 Other Service: • Main server •Virtual meeting (ZOOM, other applications) 20+ UPS replacements -60

Other Achievements

- ✓ DHS-MICS 2019- Tabulation Report processed by SBS and UNICEF
- ✓ Street Naming Project) Phase 1-2km radius from town clock to Urban Area)
- ✓ CAPI Data collection for government ministries, private businesses, street names, phone numbers and locations.
- ✓ HEOC Measles Epidemic Data Collection (Data Entry)

- ✓ Prepared Census and Survey Datasets as requested by International Organizations and Stakeholders such as UNICEF, UNFPA, World Bank, SPC, FAO for datasets of DHS 2009/2014, LFS2013/2017, HIES 2008/2013/2018, PHC 2011/2016

OUTPUT EIGHT: COMPILATION OF ECONOMIC STATISTICS

Output Manager: Assistance Chief Executive Officer- Economics Statistics
Scope of Appropriation. Collect, compile, analyze and disseminate economic statistics such as the Consumer Price Index(CPI) trade and shipping statistics, as well as conducting Agriculture Survey and Household Income and Expenditure Survey

Performance Measures	**Budget Standard/Target**	**Progress of Indicator**	**Comments on Achievements**
Number of consumer price index reports	12 monthly CPI report	Achieved	12 monthly reports released on time
Number of Merchandise Trade reports	12 Monthly Merchandise Trade Reports + 4 Merchandise Quarterly Reports	Achieved	12 monthly merchandise trade reports + 4 merchandise quarterly trade reports released on time
Number of Volume & Price Indexes reports	12 Monthly Local Market Reports	Achieved	12 monthly local market survey report released on time
Number of Quarterly Import Price Index reports	4 Quarterly IPI Reports	Achieved	4 quarterly IPI reports released
Number of Shipping report	2 Biannual Shipping Reports + 1 Annual Report	Achieved	2 biannual shipping reports for 2019 released + 2019 annual report
Number of Enquiries responded to within 7 days or less	70	Achieved	exceeded target 80 queries responded to
HIES 2018 Hardship/Poverty Tables	Poverty tables generated	Achieved	Draft report and hardship summary report in draft form for minister review
HIES 2018 Tabulation report. Editing and compilation.	July - Dec 2019	Achieved	Upon completion of the data entry, the process of compiling the HIES 2018 data continued with output editing and generation of tables. HIES 2018 recorded a total of 3,018 households that completed the survey from an estimated 29,229 number of households representing 10.3

			percent of all households in Samoa. A total of 20,741 individuals were recorded in the sample survey from an estimated population of 199,430. Individuals surveyed represented 10.4 percent of the total estimated population in 2018. By statistical standards this a very robust sample size and representative of the country
Agriculture Census 2019 Questionnaire design in CAPI & Pilot test completed in August 2019	August 2019 Pilot test completed Agriculture Census 2019 questionnaire design in CAPI	Achieved	In August 2019 selected staff from Ministry of Agriculture and Fisheries and SBS worked together to carry out the complete pilot test of the agriculture census questionnaire using tablets. The pilot test was conducted in Upolu and Savaii. Along with the use of tablets, operations of CAPI (computer aided personal interview) supervisors and headquarters were tested. Data was collected and tabulated to test the data processing side of the census. Upon completion of the pilot test, revisions were made to the questionnaire and subsequent testing was performed in random villages up until November 2019. Agriculture Census Taskforce meetings took place in September and

			November 2019 to report on the pilot test and other preparations for the actual fieldwork that was to take place in February 2020.A one-week Agriculture Census supervisor training commenced in February 2020 for 45 supervisors from MAF and SBS staff followed by a 2-week enumerator training for 89 temporary hire enumerators. Actual field work commenced on 16 March 2020. One week into the field work and Government declared a state of emergency bringing the field work to a halt for 6 consecutive weeks. With Cabinet approval field work resumed 29 May 2020 and carried through to August 2020.

Other Achievements

- ✓ In partnership with FAO, the report on Food Security and Food Consumption in Samoa was drafted and circulated among key stakeholders. This report was based on the HIES 2018 data and the first time a report of this kind has been compiled for Samoa.
- ✓ The table below summarizes all the Economics Statistics collated on an annual basis. It shows a comparison of the last 2 financial years

	FY 18/19		FY 19/20	
	Value $SAT (000)			
Overseas Merchandise Trade Statistics				
Merchandise Exports	135,945		118,821	
Merchandise Imports	997,357		930,517	
Merchandise Trade Balance	-861,412		-811,696	
Shipping Statistics	Number of Vessels cleared at the port*			
Container vessel	170		150	
Mineral Oil Tanker	22		23	
General Cargo Vessel	91		79	
*vessels that had the required information	*vessels that had the required information			
Cargo discharged (in metric tonnes)	**Number of vessels***	**Cargo discharged (mt)**	**Number of vessels***	**Cargo discharged (mt)**
Container vessel	158	292,989	129	225,660
Mineral Oil Tanker	22	80,421	23	96,390
General Cargo vessel	84	693	66	875
*vessels that carried inward cargo	*vessels that carried inward cargo			
Cargo loaded (in metric tonnes)	**Number of vessels***	**Cargo discharged (mt)**	**Number of vessels***	**Cargo discharged (mt)**
Container vessel	94	56066	117	61862
Mineral Oil Tanker	0	0	0	0
General Cargo vessel	84	4,520	72	3,997
*vessels that carried outward cargo	*vessels that carried outward cargo			
Consumer Price Index	Average Indices and Annual Inflation Rate			
Consumer Price Index	107.5		109.1	
Imported Goods Components	111.0		112.1	
Local Goods Components	104.0		106.1	
Inflation Rate	2.2%		1.5%	

PART THREE: OUR WORKFORCE

OUR ORGANISATIONAL STRUCTURE

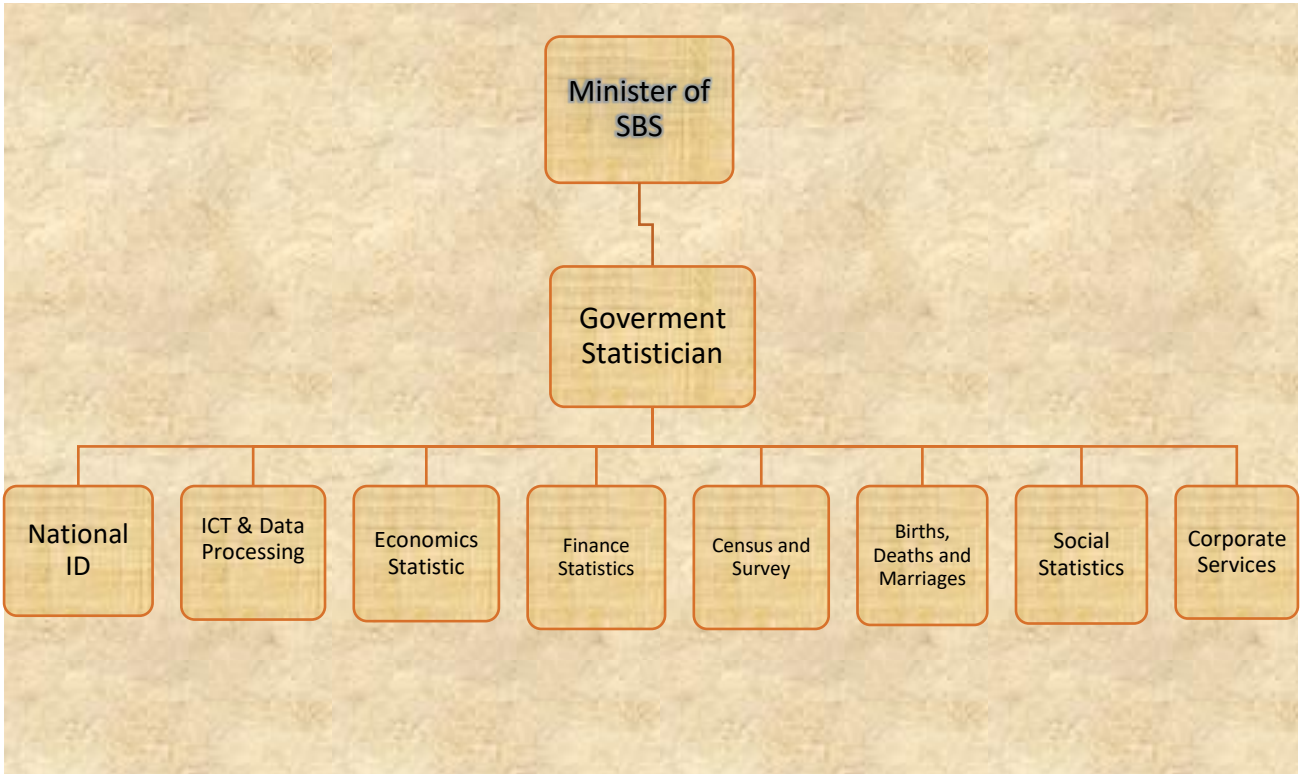

Our Organizational Structure consists of eight (8) approved divisions. This financial year, the newly established National Identification Division was approved making it the eighth division for the Bureau.

OUR STAFF ESTABLISHMENT

i. Out staff establishments as at 30th June 2020 is 87. Total number of SBS staff is 87. The composition of the staff is as follows:

GENDER	NUMBER
Male	34
Female	49
Vacancies	4
TOTAL	**87**

ii. **Employees Category:**

Our workforce consists of three types of employee's in accordance with PSC classifications. These are CEO, Contract Employees or ACEOs and Permanent Employees.

Employee Type	Number
CONTRACT EMPLOYEES	
CEO	1
ACEOS	8
PERMANENT EMPLOYEES	
Principal	16
Senior Officers	18
Officers	25
Clerks	19
TOTAL	**87**

iii. Employees Age and Gender Distribution

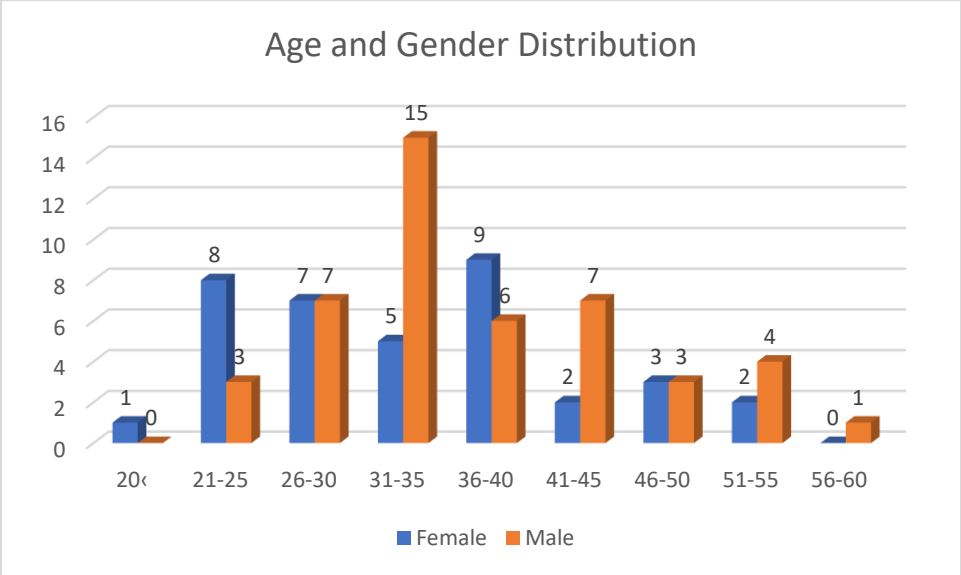

SBS is a male dominant office. The total workforce as of 30th June 2020 is 84 being 47 males and 36 females, with 4 existing vacancies. Most of the technical divisions employed more male workers than female.

Recruitment and Selection

A number of new staffs have been recruited during the year under review. Two newly established positions for the National ID divisions including the ACEO and the Principal Nation ID.

Designation	Effective Dates
Statistical Clerk – Social Stats	23rd Sept 2019
ACEO – National ID Unit	2nd Dec 2019
Tea Lady	19th Nov 2019
Accounts Officer	25th Nov 2019
Principal National ID	4th Mar 2020
Office Assistant to the Minister	3rd Feb 2020

Statistical Clerk – Social Stats	27th May 2020
Statistical Clerk – Social Stats	27th May 2020
Statistical Clerk – Social Stats	27th May 2020
Statistical Clerk – Economics Stats	29th May 2020
Receptionist	22nd May 2020

Human Resources Development

SBS continues to provide capacity building and continuous learning programs, induction programs and refresher trainings to help equip staff and continue as capacity building interventions for all staff from time to time.

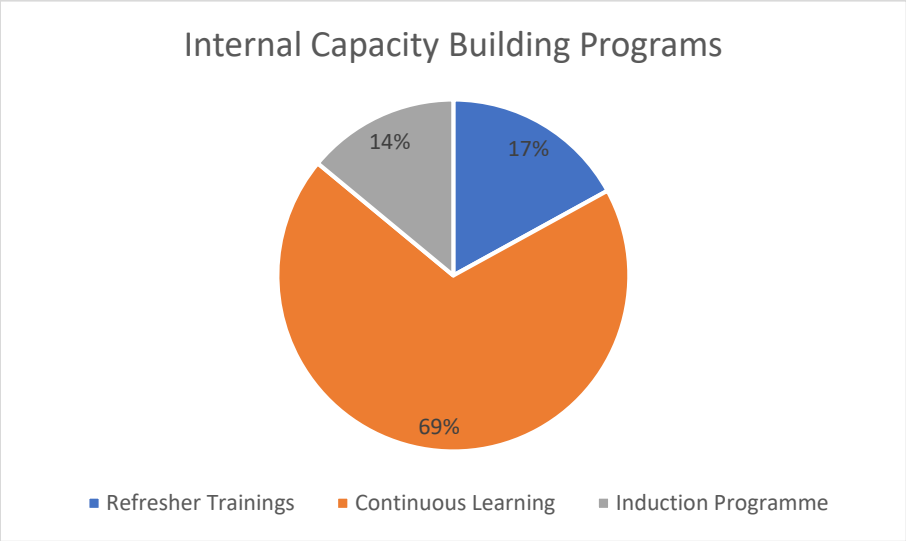

This year is different from previous financial years due to restrictions of Measles epidemic and COVID-19 pandemic. Most of the trainings, meetings and workshops were done through virtual sources due to travel restrictions. Below is the record of overseas and local trainings attended by staff.

OVERSEAS TRAININGS

Trainings/Workshop/Meeting	Training Provider	Number of Staff Attended
Pacific Regional workshop on Legal Identity and Identity Security	SPC	1
2018 Pacific Statistics Leadership Forum	Australia Bureau of Statistics	2
PFTAC Government Finance Statistics Regional Workshop	IMF/PFTAC	2

Symposium of Data Science and Official Statistics and the 62nd ISI World Statistics Congress	UNSC	2
Validating the Roadmap for better production and use of gender statistics to monitor the SDGs in the Pacific on 17-18 September 2019.	UN Women	1
Regional Workshop on National SDG Reporting Mechanisms an End to End Process Framework.	UNESCAP	1
Third Statistical Leadership Training of Heads of NSOs and Innovation Seminar	SIAP	1
PFTAC Workshop on Provision and Use of Administration Data in National Accounts	PFTAC	1
Regional Workshop on strengthening monitoring for the SDGs and selected SDG indicators	UNITAR	1
Invitation to the 5th Workshop on International Labour Migration Statistics in the Asia and Pacific Region	KOSTAT	1
Regional Capacity Development Workshop on Farm Survey Based SDG Indicators	SIAP	1
Plenary Session of Tenth Meeting of the Inter-agency and Expert Group on Sustainable Development Goal Indicators	UNSC	1
Invitation to 3rd Regional Meeting on Crime and Criminal Justice Statistics	UNESCAP	1
Global Dialogue on Ocean Accounting	UNESCAP	2
To participate in a Planning Meeting for Data Collection for the Global Report on Assistive Technology	WHO	1
Eighth International Conference on Agriculture – Statistics (ICAS VIII)	FAO	2
PFTAC Workshop on National Accounts	PFTAC	1
Fourteenth Management Seminar for the Heads of National Statistical Offices in Asia and the Pacific:	SIAP	1
Regional Course on Supply and Use Tables	SIAP	2

LOCAL TRAININGS

TRAINING	TRAINING PROVIDER	STAFF ATTENDED
Workforce Planning training	PSC	1
Samoa Disability Employment and Training Action Plan 2020-2025	MWCSD	1
Monitoring and Evaluation for Climate Change & Disaster Resilience Training	MNRE	1
Building Effective Leadership Training	PSC	1
Social Protection Workshop	UNESCAP	4

ONLINE COURSES

Courses	Staff	Training Provider
Official Statistics for SDGs	1	Statistical Institute for Asia Pacific (SIAP)
Health Statistics for Monitoring SDGs	2	SIAP/UNESCAP
Online Training Course on Computer-Assisted Personal Interviewing (CAPI) using CSPro Android and Survey Solutions	2	ESCAP, SIAP

PART FOUR: OUR CHALLENGES

1. The measles and COVID-19 outbreaks affected many of our planned activities, and have pushed back the implementation of some of our major activities such as the Agriculture Census and the DHS-MICS survey.

2. The measles outbreak and the COVID 19 Pandemic has pushed the Finance Statistics team behind their limits to produce GDP, GFS and Employment reports in advance of the usual timeframe. It was a challenge but rewarding in terms of in-house capacity building as well the appreciation received from our main users especially our international partners like the International Monetary Fund, World Bank and others.
3. With more data and more information published now, disaggregation is coming up as a challenge, hence the need for access to micro data that are being collected under other administrations to be integrated, to fast track the process as well enables the expansion of indicators on various domains especially the business data.
4. Increasing demand for data has challenged the division especially in man power. Hence a greater need to revisit a proposal to add another UNIT within the Finance Statistics Division to work on the Integrated Business Information system as well business statistics in general, submitted a few years back for endorsement.
5. BDM has an outdated information technology system which require some much-needed improvement. We rely on a system that provide technical support from outside Samoa which proved to be major challenge overtime, a much need change would be to have a system that is supported locally.
6. The in-house capacity of staff to administer the daily operation, the demand of the data from the CR system, the changing working environment, the technical requirement of the system as well as new projects (National ID).
7. Office locations remain as a challenge for our office, in terms of communications and resources utilizations. BDM office located at DBS building while the rest occupied spaces in Level 1 and Level 2 of government building.

PART FIVE: OUR FINANCIALS

Our approved estimates for FY 19/20 are as shown in the chart below

OUTPUT	APPROVED ORIGINAL BUDGET
4410	$448,510
4420	$307,008
4430	$461,880
4440	$396,020
4450	$594,826
4460	$700,836
4470	$497,539
4480	$477,246
4491	$485,072
BELOW LINE ITEMS	$1,492,511

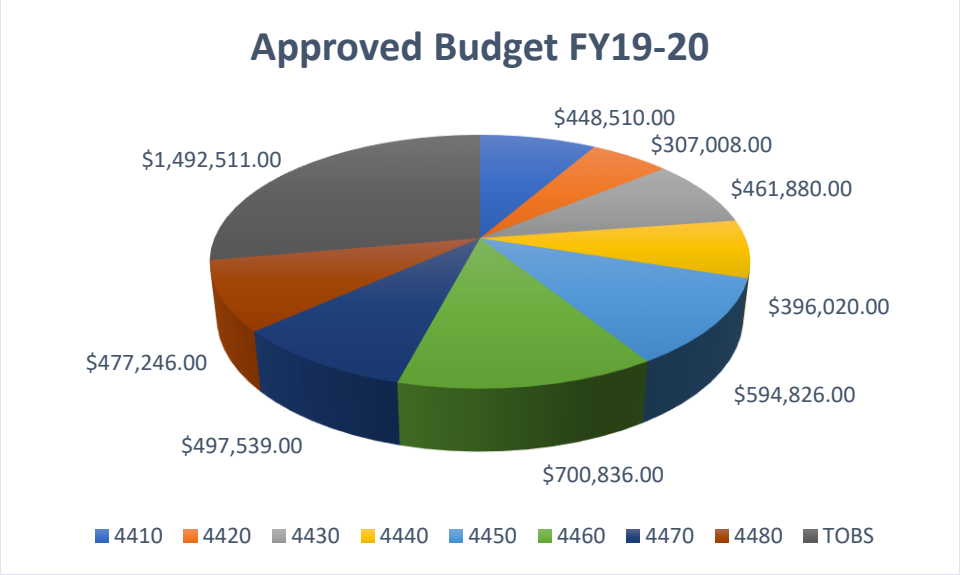

Below is an unaudited statement of receipts and expenditure for SBS for the financial year 2019-2020. The financial report contains the expenditure and ordinary receipts for the Bureau at the on the 30th June 2020. This financial report was compiled by Ministry of Finance for the Public Accounts 2019-2020.

The report shows an under collection of ordinary receipts. This is due to cessation of the Samoa/NZ Quota for 2019 due to COVID-19 restrictions.

STATEMENT OF RECEIPTS AND PAYMENTS
APPROPRIATION ACCOUNT
for the financial year ended 30 June 2020

BUREAU OF STATISTICS	Notes	2020 $	Original Estimate $	Final Estimate $	(Over)/Under $	2019 $
RECEIPTS						
Ordinary Receipts						
Other Revenues						
Fees & Other Charges		709,959	858,300	858,300	148,341	855,688
TOTAL RECEIPTS		709,959	858,300	858,300	148,341	855,688
PAYMENTS						
Outputs						
1.10 Policy Advice to the Responsible Minister		414,384	448,510	426,096	11,711	286,043
2.0 Ministerial Support		312,008	307,008	312,095	87	303,701
3.0 Compilation of Finance Statistics		480,498	461,880	480,571	73	443,617
4.0 Compilation of Social Statistics		412,700	396,020	413,991	1,291	380,196
5.0 Compilation of Population Census and Survey Statistics		597,232	594,826	598,009	777	576,140
6.0 Management of Births, Deaths and Marriages		722,505	700,836	727,826	5,320	674,119
7.0 ICT and Data Processing		499,877	497,539	503,870	3,993	438,806
8.0 Compilation of Economics Statistics (formerly output 2)		476,656	477,246	478,229	1,573	470,888
Total Outputs		3,915,860	3,883,864	3,940,685	24,825	3,573,509
Transactions on Behalf of State						
Membership Fees & Grants						
Statistical Institute for Asia and Pacific		5,458	6,000	6,000	542	5,178
Government Policies / Initiatives						

Agriculture Census	722,049	1,163,788	0
Demographic Health Survey and Disability Survey	287,360	449,980	0
Household Income & Expenditure Survey	49,369	66,200	575,627
	1,058,778	1,679,968	575,627
Rents & Leases			
Rents & Leases - DBS Building	58,924	67,764	58,924
Rent at FMFM II Building	277,050	277,050	253,159
Rent at Salelologa Savaii	11,000	12,000	12,000
	346,974	356,814	324,082
VAGST Output Tax	236,910	279,697	152,184
Total Transactions on Behalf of State	1,648,120	2,322,479	1,057,071
TOTAL PAYMENTS - BUREAU OF STATISTICS	5,563,980	6,263,164	4,630,581
RECEIPTS OVER PAYMENTS	(4,854,021)	(5,404,864)	(3,774,893)

GOVERNMENT DEVELOPMENT PROJECTS

		2020 $	**Receipts $**	**Opening Balance $**
Grants - GDP			336,734	180,487
Parliamentarian Group Activity (UNFPA)		9,124		
Multiple Indicator Cluster Survey (MICS) (UNICEF)		27,885	288,108	47,905
Birth Registration Campaign (United Nations Children's Fund (UNICEF))	*a*	24,831	0	24,831
School to Work Transition Survey (ILO)	*g*	24,251	0	24,251
Community Perception Survey 2013 between SBS and MoPP (AusAid)	*g*	8,194	0	8,194
		94,284	624,842	285,667
TOTAL GOVERNMENT DEVELOPMENT PROJECTS		94,284	624,842	285,667

Notes

a No movements during current financial year - 2020

g No movements in the last 6 financial years