

Please address all correspondence  
To Government Statistician  
In reply, please quote the file reference



GOVERNMENT OF SAMOA

File Ref: CPI 10/2021

## SAMOA BUREAU OF STATISTICS

# CONSUMER PRICE INDEX OCTOBER 2021

### Key findings:

The Consumer Price Index for October 2021 increased by 0.7 percent compared to the previous month.

- The Communication index increased by 11.2 percent.
- The Health index also increased by 2.1 percent.
- The Average Annual Inflation for the year ended October 2021 increased by 0.5 percent.

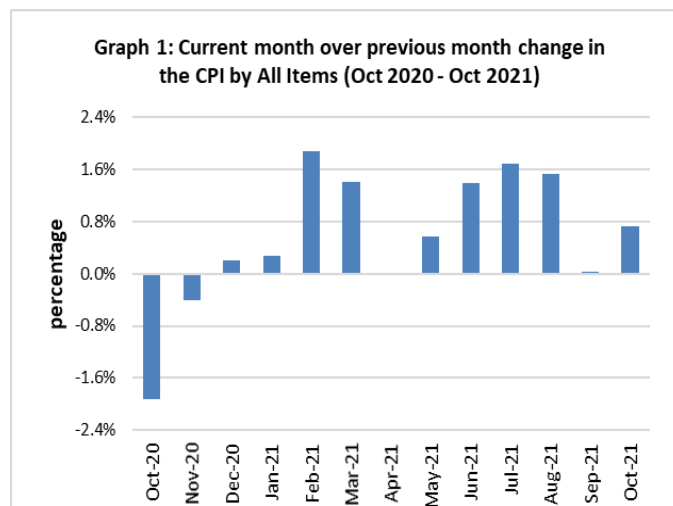
The CPI went up by 9.7 percent from October 2020.

### SUMMARY

The Consumer Price Index for October 2021 was 0.7 percent higher than September 2021 and 9.7 percent higher than October 2020.

The increase of the Local Goods Component by 1.7 percent from the previous month was due to higher prices for internet, electricity (kwh) and local food which were also the main contributors to the increase of 0.7 percent in the All Items Consumer Price Index.

The Imported Goods Component registered a decrease of 0.1 percent from the previous month. Graph 1 shows the month to month percentage changes in the Consumer Price Index by all Divisions from October 2020 to October 2021.

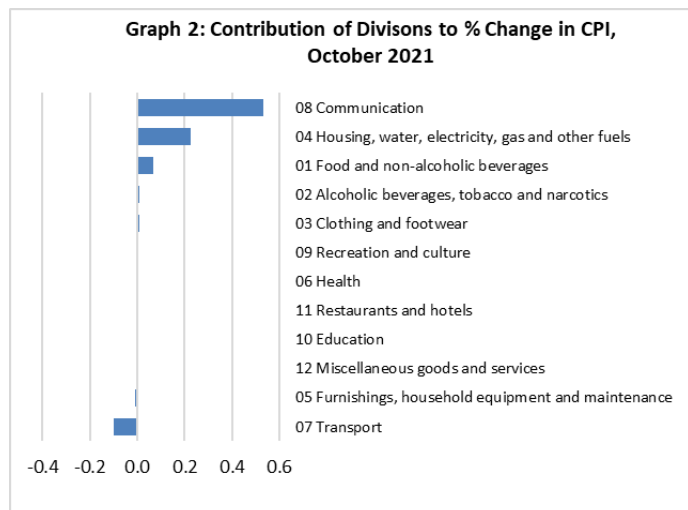


Source : Samoa Bureau of Statistics

## Total All Divisions Contribution

Communication, Housing, Water, Electricity, Gas & other Fuels and Food & Non Alcoholic Beverages divisions were the main contributors to the overall increase of 0.7 percent in the All Division Consumer Price Index.

On the other hand, there was offsetting negative contribution from the Transport division with 0.1 percent.



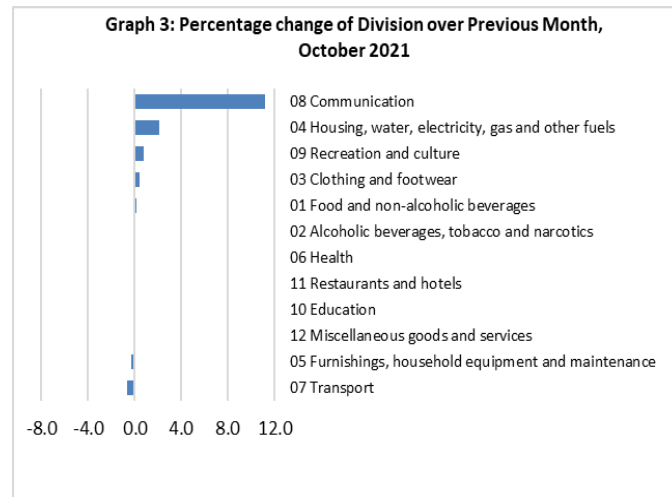
Source : Samoa Bureau of Statistics

## Consumer Price Index (% Change)

The 0.7 percent increase in the Overall Index was mainly due to an increase of 11.2 percent in the Communication index. The Housing, Water, Electricity, Gas and other Fuels, Recreation and Culture, Clothing and Footwear, Food and Non Alcoholic Beverages and Alcoholic Beverages and Tobacco indices showed increases in the respective order of 2.1, 0.8, 0.4, 0.2 and 0.1 percent.

On the contrary, Transport index fell by 0.7 percent. Furnishing, Household Equipment and Maintenance index was also down 0.3 percent.

No changes were recorded for the Health, Education, Restaurants and Miscellaneous Goods and Services indices. Graphically presented in Graph 3 is the October 2021 percentage change for all divisions from September 2021.



Source : Samoa Bureau of Statistics

## Local Goods Component

The Local Goods Component of the Consumer Price Index registered an increase of 1.7 percent when compared to the previous month. This increase was mainly due to higher prices recorded for internet, electricity (kwh), fresh fish (large & string), Chinese cabbage and banana.

## Imported Goods Component

Decreased prices recorded for fuel (petrol, diesel and kerosene) have resulted in the 0.1 percent decrease in the Imported Goods Component.

## Communication Index

The 11.2 percent increase in the Communication index was resulted in the higher prices recorded for internet data bundle (per mb).

## Housing, Water, Electricity, Gas and other Fuels Index

Higher prices recorded for electricity (kwh), liquid gas and cement led to the 2.1 percent increase in the Housing, Water, Electricity, Gas and other Fuels index.

## Recreation and Culture Index

Increased prices recorded for exercise book was reflected in the 0.8 percent increase in the Recreation and culture index.

## Clothing and Footwear Index

The Clothing and Footwear index recorded an increase of 0.4 percent due to the rise in prices recorded for cargo short.

## Food and Non-Alcoholic Beverages Index

An increase of 0.2 percent in the Food and Non-Alcoholic Beverages index was a reflection of the higher prices recorded for mutton flap, turkey wings, fresh fish (large & string), Chinese cabbage and banana.

## Transport Index

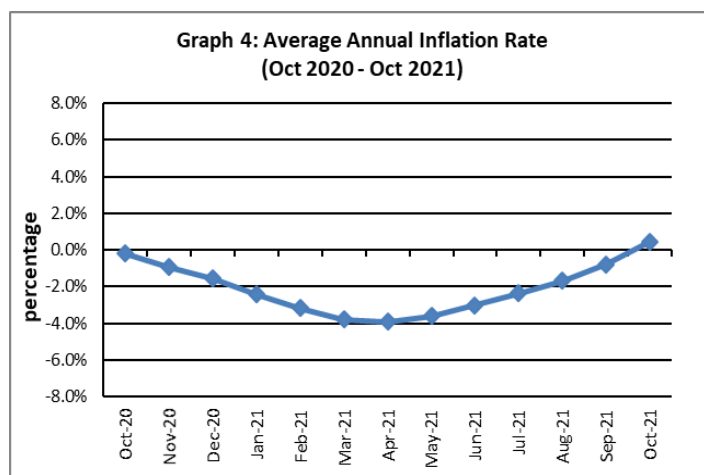
The 0.7 percent decrease in the Transport index was influenced by lower prices recorded for fuel (petrol and diesel).

## Underlying Indices <sup>1/</sup>

The All Items Underlying Index for October 2021 registered an increase of 1.0 percent when compared to September 2021, and an increase of 10.6 percent when compared to October 2020. The Local Items Underlying Index registered an increase of 3.2 percent. Imported Items Underlying Index also recorded an increase of 0.1 percent.

## Inflation Rate

The average annual inflation rate for the year ended October 2021 was 0.5 percent. For the twelve months ending October 2020, the inflation rate was 0.4 percent. Presented in Graph 4 is the Average annual inflation rate from October 2020 to October 2021.



Source : Samoa Bureau of Statistics

The attached Tables and Graphs provide the user with more detailed analysis.

## Technical Notes:

*The Consumer Price (CPI) measures the rate of inflation for Samoa. It is designed to measure the change in prices for the goods purchased by households in Samoa. The CPI measures the change in prices by comparing the prices for a basket of goods and services at the collection period with the price for the same goods in a base period.*

*The basket of goods that is priced is based on the average expenditures of households as recorded in the Household Income and Expenditure Survey (HIES). The HIES survey identifies how much households spend on different items. The more households spend on an item on average, the more important it is to the price index, and the higher the weight in the index.*

*<sup>1/</sup> Monthly movements in the 'headline' CPI series can be volatile. This volatility reflects price changes in particular items that may be due, among other factors, to fluctuations in commodity markets and agricultural conditions, policy changes, or seasonal or infrequent price resetting.*

*Underlying inflation is a measure of inflation that excludes certain items that face volatile price movements. Underlying inflation eliminates products that can have temporary price shocks because these shocks can diverge from the overall trend of inflation and give a false measure of inflation.*



Date of release: 25 November 2021

The next Consumer Price Index will be released on 9<sup>th</sup> December 2021.

**Fiu Faaolatane Ponifasio Vasa**  
**ACTING GOVERNMENT STATISTICIAN/(CEO)**