

LIVING CONDITIONS OF PERSONS WITH DISABILITY 5 YEARS AND OVER



EXECUTIVE SUMMARY: persons with disabilities

22%

The majority were found in the **middle quintile**.

(Analysis of wealth was based on the private households whose data on household asset ownership was available).



66%

have access to **improved water**.

(Improved water refers to metered water and bottled water as a main source of drinking water).

30%

use **clean energy**.

(Clean energy refers to the use of electricity, gas and kerosene as a main source of cooking fuel).



97%

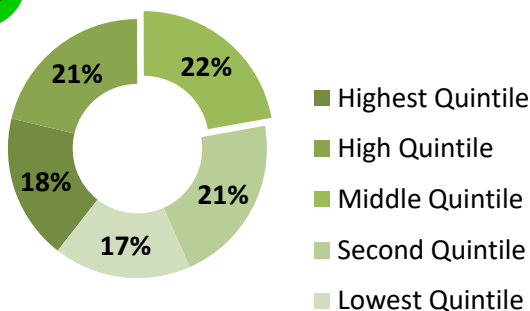
have access to **improved sanitation facilities**.

(Improved sanitation refers to the use of flushed toilets, poured and Ventilated Improved Pit/VIP toilets).

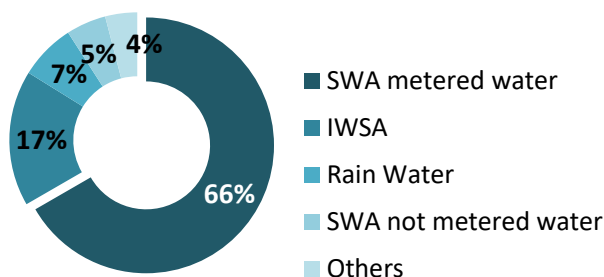
Persons with disabilities are not disadvantaged when accessing improved water and sanitation facilities however there is a need for improvement in their wealth status and access to clean energy sources.



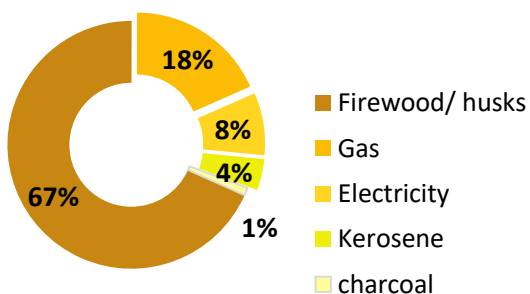
By wealth quintile



By sources of drinking water



By access to energy sources



By access to sanitation

